



LEOPARD | 42

THE NEW LEOPARD 42  
HAS THE UNMISTAKABLE  
DNA OF THE BRAND

---

**Exciting new technology and building techniques**  
make the Leopard 42 a magnificent ocean-going yacht  
with a feel of space, comfort and performance only  
previously found in significantly larger models.

Discover the signature balance of comfort  
and uncompromised performance.







**Raising the bar again.** The Leopard 42 represents a spacious and stunning yacht featuring a sharp exterior, an additional entertainment area, and large cabins with increased comfort, natural light, privacy, and sense of openness.

---



---

Simonis-Voogd continues to push the envelope, model after model, with catamarans that offers more comfort and continue to perform like a Leopard.

# EVOLUTION

---

New ideas pushing the limits

Building upon almost 25 years of product evolution, the Leopard 42 offers a revolutionary design that exceeds expectations by offering far more than anticipated and allowing performance and comfort to improve without compromising one another.





# EXTERIOR FEATURES

Well performing AND comfortable

Stepped hulls and powerful rig with overlapping Genoa for superior performance in all wind conditions

Lounge on top of the hard top, with direct access from the deck.

No interference with helm station

Lounge equipped with permanent (optional) cushions and table

Protected helm station:

- Designed for single handed sailing
- Dedicated and separate from circulation
- Protected behind main saloon bulkhead
- All controls led back
- Direct access to side deck
- Direct access and visibility into the aft cockpit
- Protected by standard hard top
- Full visibility into the upper lounge
- Visibility of both sterns and bows
- Visibility of main sail through skylight

Large cockpit that can accommodate up to 8 persons.



# INTERIOR FEATURES

More space and elegance

Forward, water tight door for superior ventilation, easy circulation and augmented visibility forward

Luxurious fittings and upholstery finishes

U-shaped galley facing forward

Purified water tap at the galley sink

Forward-facing settee

Nav station facing forward with full visibility

Skylight

360-degree windows

Inside and outside table

Increased cabin floor space

All beds with access on both sides (island berths)

Continuous hull window and maximized window heights



Choice between a saloon table (that converts to berth) or a coffee table.





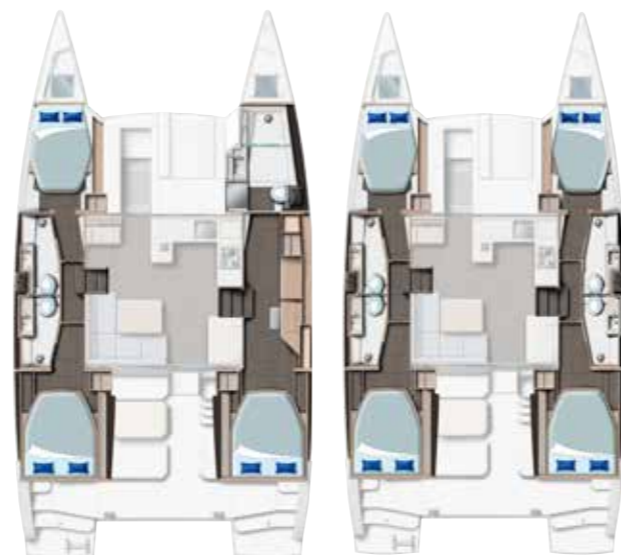
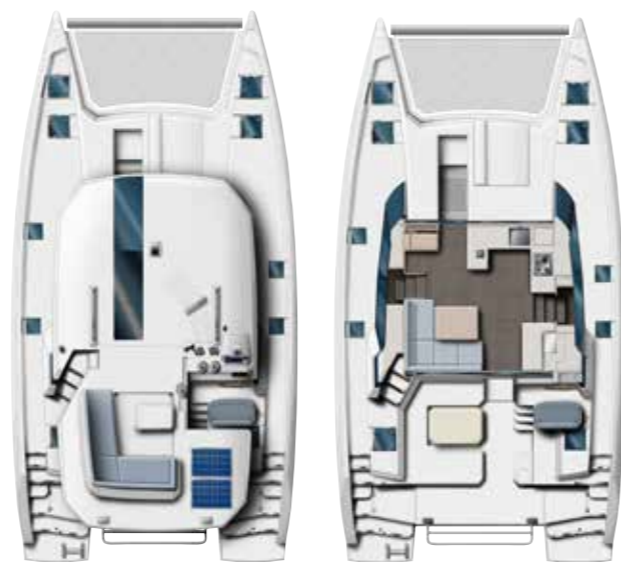
# SPECIFICATIONS





STANDARD MAIN





SQUARE TOP MAIN (optional)



  
**WATER CAPACITY**  
 174 US gal  
 660 L

  
**FUEL CAPACITY**  
 158 US gal  
 600 L

  
**DISPLACEMENT**  
 27,485 lbs  
 12,467 kg

  
**ENGINES**  
 2 x Diesel  
 45 hp

<b>LENGTH OVERALL</b> 41 ft 7in	<b>BEAM</b> 23 ft 1 in	<b>DRAFT</b> 4 ft 7 in	<b>LENGTH WATERLINE</b> 40 ft 10 in
------------------------------------	---------------------------	---------------------------	--

GLOBAL  
SUPPORT NETWORK

---



# LEOPARD

## CATAMARANS

[www.leopardcatamarans.com](http://www.leopardcatamarans.com)

The builder reserves the right to change or amend the contents of the document at any time without prior notification to any third party, and no liability will be accepted for errors contained within the same. Brochure and photography may include optional equipment.

SAIL

**LEOPARD**

42 | 45 | 50 | 58

[www.leopardcatamarans.com](http://www.leopardcatamarans.com)

## MAIN SPECIFICATIONS

Length overall.....	41'7" / 12.67m
Length waterline.....	40'10" / 12.44m
Beam max.....	23'1" / 7.04m
Draft (half load).....	4'7" / 1.40m
Bridgedeck Clearance (half load).....	2'6" / 0.75m
Mast Height (half load).....	67'10" / 20.68m
Displacement (Light ship).....	27,485lbs / 12,467kg
Load carrying capacity.....	10,172lbs / 4614kg
Main sail area (standard).....	717sqft / 66.6sqm
Genoa Area.....	501sqft / 46.5sqm
Total upwind area (standard).....	1,217sqft / 113.1sqm
Code 0 area.....	676sqft / 62.8 sqm
Code D area.....	1022sqft / 94.9sqm
Fresh water capacity.....	174gal / 660l
Fuel capacity.....	158gal / 600l
Holding tank capacity.....	44gal / 166l

## STANDARD BOAT EQUIPMENT LIST

**SALOON**

Laminate finish with solid wood trims  
Wear resistant simulated wood flooring  
Saloon table - convertible to double bunk c/w mattress  
LED overhead lighting  
Concealed overhead rope lighting  
Overhead window with blind  
Ventilation through forward facing portlights  
Stowage space under settee cushions  
Forward doorway access to foredeck  
Access to aft cockpit through sliding door/window  
2 x Loose Ottoman stools to be used as:  
Chart table seat  
Settee seating  
Vanity table seat (3-cabin layout)

**GALLEY**

Solid surface acrylic worktops  
Single lever mixer faucet with pull-out sprayer  
Single bowl s/s sink  
Dish and cutlery drying recess with drainage  
Cover for drying recess  
Vitrifrigo 2-drawer fridge/freezer 56USgal / 212Ltr 12v  
ENO 3-burner gas hob  
ENO gas oven  
Gas solenoid shut-off valve with control at switch panel & warning light at cooker  
Gas cylinder regulator in dedicated cockpit LPG locker  
Separate garbage bin locker  
Stowage space in shelf lockers  
Stowage space under floorboards  
Pot drawer under oven  
3 x Drawers alongside oven  
Outboard galley shelf  
Microwave locker

**CABINS x 4 (4 CABIN VERSION)**

Laminate finish with solid wood trims  
Wear resistant laminate flooring  
Double berths:  
Forward Bunks (1.5m x 2.14m or 4'11" x 7'0")  
Aft Bunks (1.57m x 2.04m or 5'2" x 6'8")  
Hanging locker with lower shelf  
LED overhead lighting  
2 x LED reading lamps in each cabin  
Concealed overhead rope lighting  
Concealed under bunk rope lighting  
Overhead roller blinds for privacy  
Large open shelves

2 x Stowage drawers under each bunk  
Large hull window incorporating portlight and pleated blind  
Transom portlight in aft cabins

#### **OWNER CABIN (3 CABIN VERSION)**

Laminate finish with solid wood trims  
Wear resistant laminate flooring  
Double berth (1.57m x 2.04m or 5'2" x 6'8")  
1 x Full height hanging locker  
1 x Full height shelf locker  
Vanity table/desk with storage locker under lid  
Fold up vanity mirror  
Drawer unit with 3 x drawers  
2 x Stowage drawers under bunk  
Sliding entrance door with lock  
LED overhead lighting  
Concealed overhead rope lighting  
Concealed under bunk rope lighting  
2 x LED reading lamps over bunk

#### **NAVIGATION CONSOLE**

Chart table with storage locker under hinged lid  
LED overhead lighting  
Backrest s/s railing

#### **HEADS COMPARTMENTS x 4 (4 CABIN VERSION)**

Washbasins with basin mixer and solid surface acrylic top  
Under-basin locker with toilet roll holder  
Vanity locker with mirror  
Double towel rail and ring  
Sliding heads door  
Coat hook on door  
Dedicated trashcan locker  
Shower compartment c/w lever mixer and adjustable shower rose  
Shower sump with automatic drainage system  
LED Overhead lighting  
Overhead roller blinds for privacy  
Large bowl manual toilet

#### **OWNER CABIN HEADS (3 CABIN VERSION)**

Large washbasin with basin mixer and solid surface acrylic top  
Under-basin locker with toilet roll holder  
Separate shower compartment with divider c/w lever mixer and adjustable drainage system  
Shower sump with automatic drainage system  
Large bowl manual toilet  
Double towel rail, hook and ring  
Vanity Locker with mirror  
Dedicated trashcan locker  
Large linen locker (can house optional washing machine)  
Sliding heads door  
Overhead roller blind for privacy  
LED Overhead lighting

#### **DECK FITTINGS**

Guardwires with stanchions, bases, port & starboard side gates  
Guardwires across bow and stern  
1000w vertical windlass 10mm gypsy c/w hand-held remote  
Anchor bow roller fitting  
Anchor chain stopper  
Liferaft locker with convertible fore/aft seat bolster  
Sliding companionway door/window  
Hardtop over cockpit complete with LED lighting  
Hardtop bimini over helm with supports and LED light  
Folding swimming ladder c/w teak steps  
Cockpit table  
1 x Furler jammer on side deck  
Bridle mainsheet system (3:1 purchase)  
Trampoline  
Helmseat with upholstered backrest  
Acrylic smoke grey tinted windows  
Hardtop supports  
Side window brows  
Hatches:  
2 x Size 10 Flush Hatch over heads  
4 x Size 44 Flush Hatch over cabins  
Portlights:  
2 x Size 5 in windscreen  
10 x Size 1 in hull side and transom  
1 x Anchor chain bin  
1 x Anchor/windlass locker  
3 x Foredeck locker  
Forward access to foredeck c/w watertight saloon access door  
2 x Pulpits with seat  
2 x Pushpits  
2 x Coachroof handrails  
2 x Hardtop grab handles

- 2 x Transom grab handles
- 9 x 260mm mooring cleats
- 2 x Winch handles
- 2 x Primary winches - (black anodised alloy)
- 1 x Main sheet winch (black anodised alloy)
- 2 x genoa cars with pin stop
- 2 x genoa tracks
- 1 x Winch handle pocket at helm
- 2 x Halyard clutch at helm (main & gennaker)
- 2 x Genoa clutch at helm
- 2 x Mainsheet clutch at helm
- 2 x Reef clutch at helm
- 1 x Clutch and cleat on mast for genoa halyard
- 4 x Padeyes to allow for gennaker tackle
- Drinks holders
- 2 in forward stairwell
- 4 in aft cockpit/helm
- Rope locker at helm

#### **ENGINE & CONTROLS**

- Double lever throttle / gearshift control
- Sound deadening panels in engine room
- 2 x Engine room ventilation fans and ducting
- 2 x Yanmar 45hp diesel engines with sail drives
- 2 x Propellers - fixed blade
- 2 x Fuel deck fillers
- 2 x Fuel filter / water separators
- 2 x Fuel tanks 160USgal / 600Ltr total capacity
- 2 x Exhaust skin fittings (s/s)
- 2 x Exhaust water locks
- 2 x Cooling water inlet strainers
- 2 x Exhaust cooling water temperature sensors with audible alarms at helm

#### **ELECTRICAL INSTALLATION**

- Digital monitoring with 7" MFD
- LED Courtesy lights at stairways
- Bi-colour & stern navlights
- 12v DC switch panel
- 12v socket at switch panel and at helm station
- 2 x Double USB socket at saloon cave locker
- 2 x Double USB socket at chart table
- 1 x Double USB socket in each cabin
- 1 x Magnetic mobile phone charger at nav desk
- 2 x House batteries - 210Ah deep cycle lead acid type
- 2 x Engine starter batteries - 100Ah lead acid type
- 1 x House battery isolator switch
- 2 x Engine starter battery isolator switches
- 2 x Alternators, standard with engines
- 1 x Electrical spares kit: fuses, relays, fuse holders

#### **PLUMBING INSTALLATION**

- Hot and cold pressurized fresh water system consisting of:
- 2 x Water tanks, 206USgal / 780ltr total capacity
- 1 x fresh water pressure pump with accumulator tank
- 2 x Hot water cylinders 12USgal / 46ltr total capacity
- Transom shower (cold only)
- 4 x Automatic shower drain pumps
- 2 x Holding tanks,
- 32USgal / 120ltr total capacity (3 cabin)
- or 40USgal / 150ltr total capacity (4 cabin)
- 2 x Electric bilge pumps (keel sump) with float switches and alarm at switch panel
- 2 x Manual bilge pumps (keel sump)
- 2 x High bilge float switches with alarm at switch panel
- 2 x Electric bilge pumps (engine room) with float switch and warning light at switch panel
- Freshwater connection

#### **NAVIGATION EQUIPMENT**

- Compass at helm position

#### **RUDDER & STEERING SYSTEM**

- Balanced spade rudders
- Rudder stock in F16ph stainless steel
- Self aligning bearings
- Chain-and-wire steering system c/w bulkhead steering unit and brake
- Destroyer-type steering wheel
- Emergency tiller (s/s)

#### **RUNNING RIGGING**

- Balanced spade rudders
- Rudder stock in F16ph stainless steel
- Self aligning bearings
- Chain-and-wire steering system c/w bulkhead steering unit and brake
- Destroyer-type steering wheel

#### **MAST, RIGGING & SAILS**

Natural anodized mast  
Natural anodized crossbeam c/w mooring cleats  
Wind indicator  
Genoa furler  
Mainsail full battened c/w 2 rows reefs  
Furling genoa  
2 x Additional spare 12v wires in mast  
Additional spare conduit with messenger in mast

**COACHROOF LOUNGE**

L-shaped GRP settee (optional: back rest/seat cushions/table)

**GENERAL EQUIPMENT**

6 x Fire extinguishers  
Owner's Operating Manual  
CE Certification  
NMMA Certification

## Leopard 42 Specifications

### Interior:

- Upholstery Pack 2 - Faux Leather - "Artesian" • Full length mirrors
- Safe with digital combination lock
- Interior Saloon Blinds

### Navigation & Electronics:

- Fusion Marine Stereo with docking station in saloon
- External foredeck speakers
- External speakers in coachroof lounge
- Raymarine Base Pack (Required)
- Autopilot Wireless remote smart controller at nav station

### Electrical:

- 220V Shore Power Pack
- Inverter/Battery Charger
- Upgrade to AGM batteries
- Two additional AGM house battery (210 Ahr) • Ventilation fans
- Windlass "up" footswitch
- Provision for 9 kW genset
- Air-conditioning
- Electric Sheet winches - (3)
- Provision for TV/DVD in saloon
- Provision for TV/DVD in Owner's cabin
- 2 Solar panels
- Underwater lights
- Pop-up lights

### Plumbing:

- Electric flushing toilets
- Sea water inlet seacock with hose led above the waterline • Washer/Dryer in owners head
- Deck wash fitting and pump
- Stern shower hot water

### Heating, Refrigeration & Gas: • Additional LPG gas outlet

- Refrigerator in aft cockpit
- Icemaker installed in galley

### Deck & Hull:

- Exterior Pack 1 - "Grey" Charcoal Grey + Black Antifouling • Aft Cockpit Cushions (Seats & backrests)
- Helm Seat Cushion
- Coachroof lounge cushions and table
- Composite teak decking

### Sails & Rigging:

- Stackpack (Required)
- Bowsprit with roller furler • Code 0



General Equipment:

- Anchor chain 330ft
- Anchor Bridle
- Black fenders, mooring and spring lines